

NON-BALLISTIC WALL PACK

Capability Description

“Redefining and enhancing individual Marksmanship and Combat Shooting skills, the Lockforce effort is to provide commanders at all levels with “capability”.

This capability emanates from reactive, cognitive, and instinctive shooting skills training that leads to a judicious lethality in high risk situations.”



Lockforce understands the demands for realism in training through our operational experience. Lockforce have designed a range of Training Support Equipment (TSE) to take realism to the next level in live fire scenarios to enhance cognitive training. The TSE is used to create a realistic training space.

The new redesigned Room Façade Pack is made from ballistic safe and recyclable self-healing plastic with innovative locking system that is simple yet strong and versatile to use without the requirement of cumbersome additional tools. This new Room Façade Pack is a modular system designed for multiple scenarios.



The standard wall, window and door panels are primarily designed to be fitted as not only a standard room but multiple adjoining rooms and hallways that is only limited by the imagination. The window panels dual purpose of replicating a window with a clear Perspex insert and a standalone paper target stand for fundamental shooting training, when incorporated with the wall, door and crazy wall can create demanding complex training environments.


All the panels can be utilised as individual stand-alone façade's or joined together for a larger complex obstacle. Combined with the new 9 hole barricade or “Crazy wall” and a full scale plastic car, a whole complex shooting environment can be created that is not only ballistically safe but is challenging battle space for the operator.

The system is made versatile with the revolutionary Multi-Joiner and Base Triangular Foot.

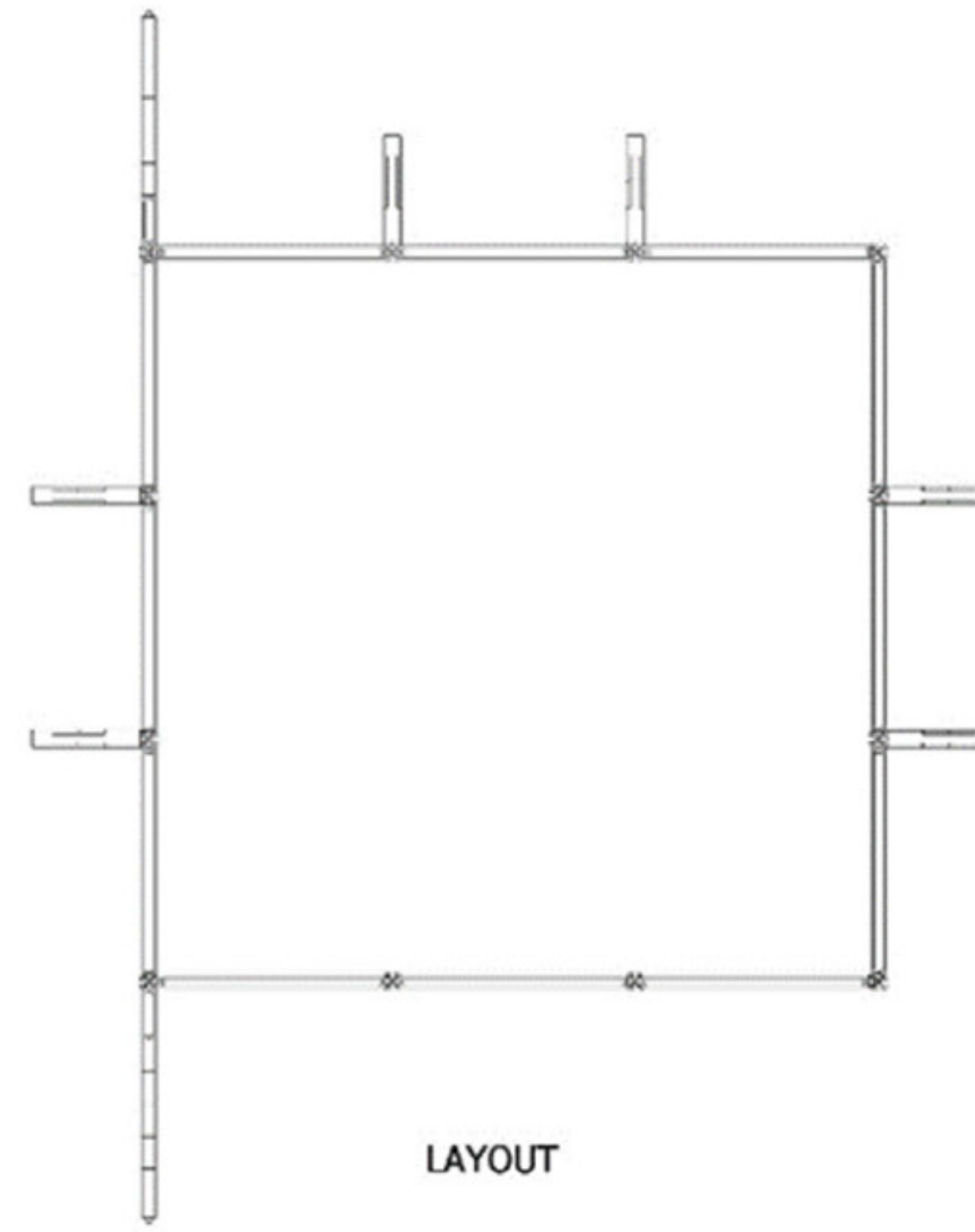
The Multi-Joiner slides between any panel and joins them together whilst the Base Triangular Foot adds stability and re-enforces structures.

A variety of wall texture decals are designed to increase realism to the next level.

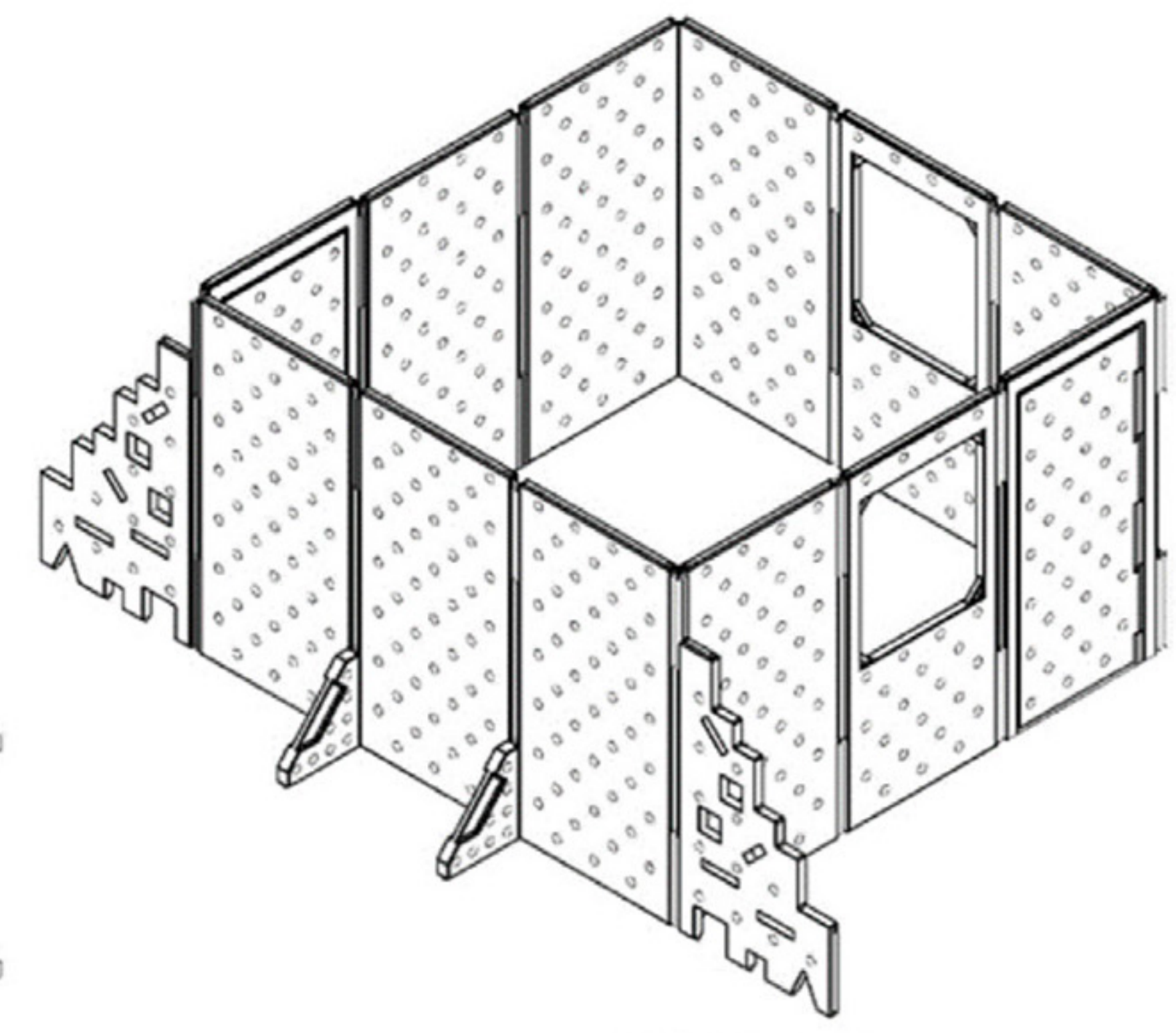




SINGLE ROOM PACK



LAYOUT



ISOMETRIC VIEW


QTY	PARTS LIST	TITLE
6	VIS - Frame	
2	VIS - Door	
2	VIS - Door Jamb	
24	VIS - Joiner	
8	VIS - Wall	
2	VIS - Window	
2	VIS - Crazy Wall	



Non Ballistic Wall Pack Specifications

All panels are Rotational Moulded, Lower Linear Density Poly Ethylene (LLDPE)

Description	Code	Specs
Crazy Wall Panel:	556-110-946	1800 x 1100 x 60mm
Wall Panel:	556-110-949	2200 x 1100mm
Window Panel:	556-110-951	220 x 1100 x 60mm
Support Brace:	556-110-950	562 x 49t8 x 80mm
Joiner:	556-110-952	515 x 74 x 74mm
Door Panel Assy:	556-110-953	2200 x 1100 x 60mm



7 ROOM LAYOUT

